

Knoxville Advisory Board College of Nursing

Fall 2025



THE UNIVERSITY OF
TENNESSEE
KNOXVILLE



Our Vision:

Leading **Care**. Creating **Partnerships**.
Improving **Health**.

Program Growth

| Undergrad | BSN | ABSN | RN to BSN | BSN Scholars | TOTAL |
|-------------|------------|-----------|-----------|--------------|--------------|
| 2020 | 536 | 36 | 80 | 0 | 652 |
| 2021 | 644 | 45 | 74 | 0 | 763 |
| 2022 | 700 | 49 | 61 | 0 | 810 |
| 2023 | 684 | 46 | 56 | 42 | 828 |
| 2024 | 779 | 56 | 79 | 112 | 1,026 |
| 2025 | 806 | 62 | 65 | 121 | 1,054 |
| 2026 | 931 | 38 | 51 | 156 | 1,176 |

| Graduate | DNP | PhD | GC | TOTAL |
|-------------|------------|-----------|----------|------------|
| 2020 | 138 | 31 | 20 | 189 |
| 2021 | 152 | 28 | 20 | 200 |
| 2022 | 168 | 31 | 17 | 216 |
| 2023 | 181 | 28 | 14 | 223 |
| 2024 | 171 | 27 | 12 | 210 |
| 2025 | 163 | 24 | 11 | 198 |
| 2026 | 171 | 28 | 2 | 201 |




BSN Program Rankings

#19 among public universities

#1 in the state

#26 among all nursing schools nationally

DNP USNWR Rankings



*Among Public Universities



96.7%

Our students achieved a **96.7%** first-time NCLEX pass rate, well above the 91.16% national average.

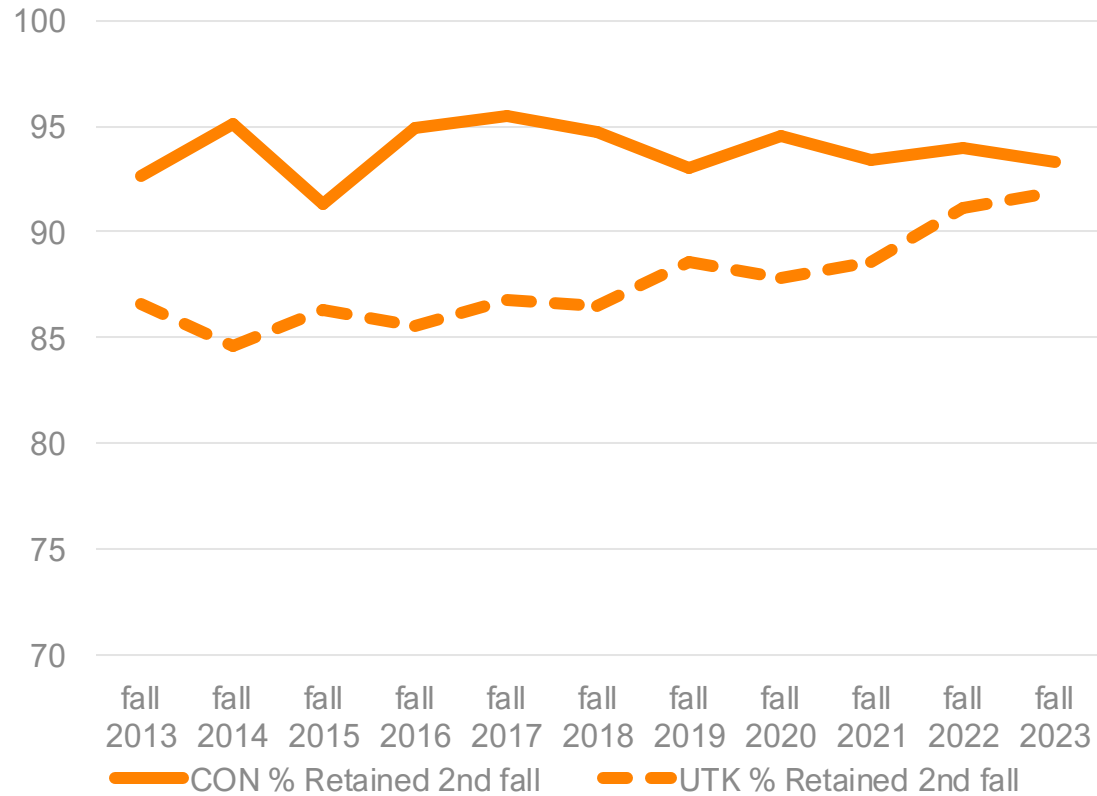
92%

A **92%** APRN certification pass rate reflects our commitment to producing highly qualified and practice-ready nurse practitioners.

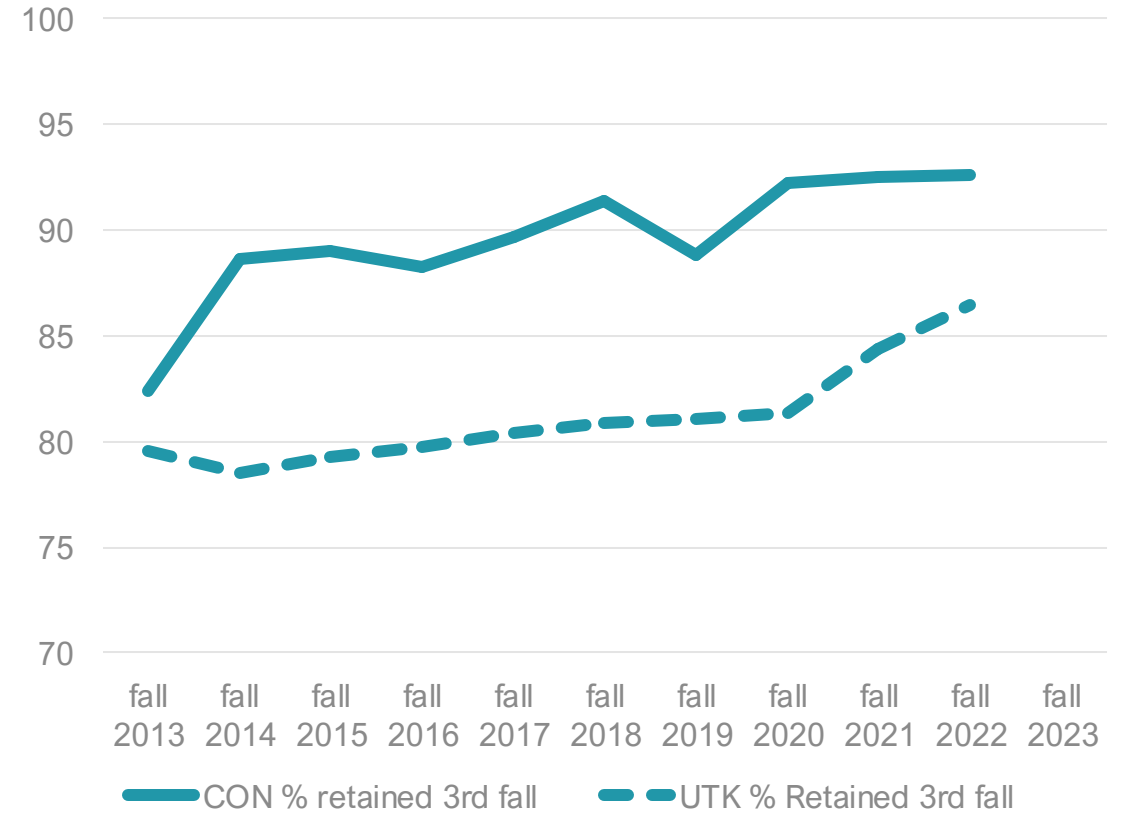


Retention Rates, CON and UTK

% Retained 2nd fall

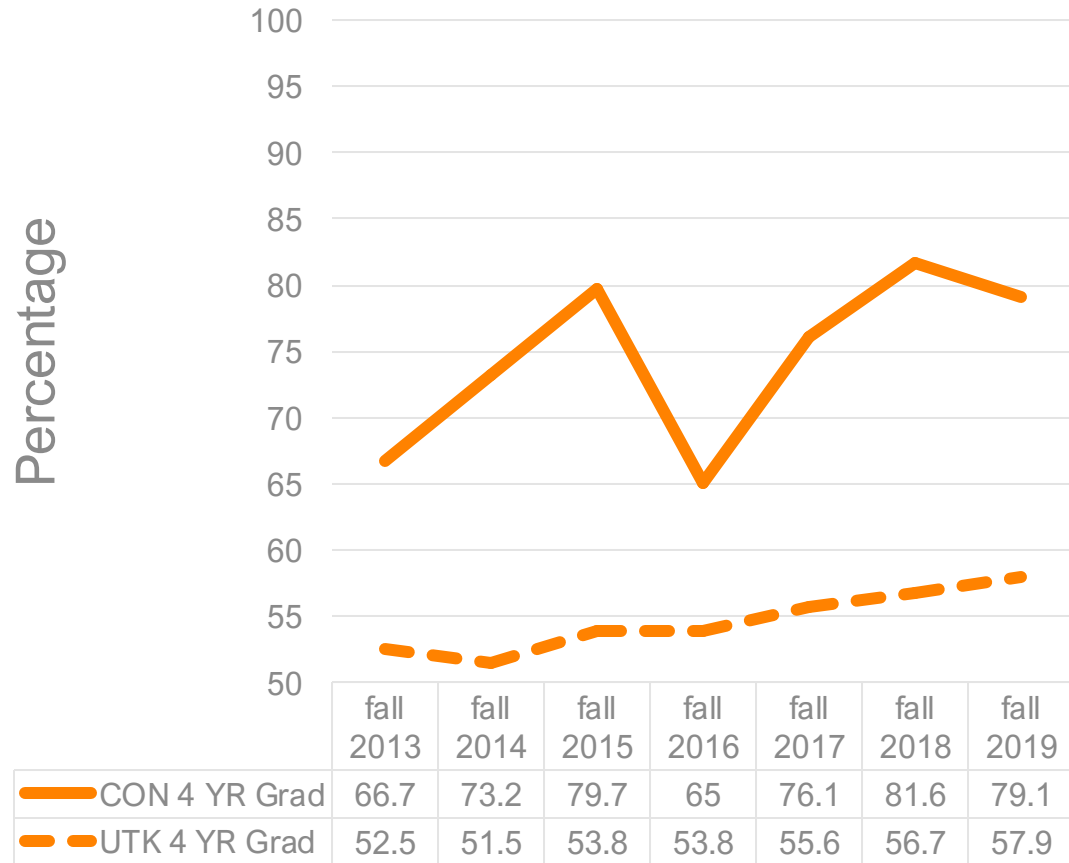


% Retained 3rd fall

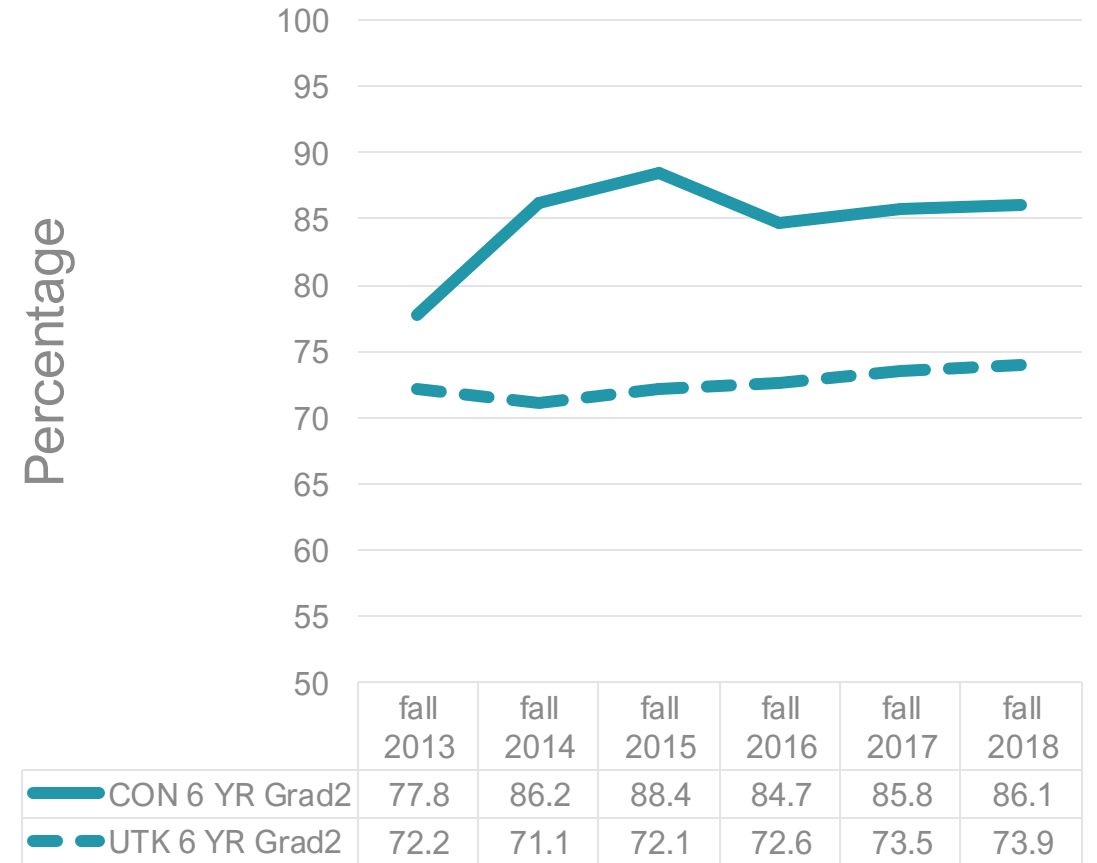


Graduation Rates, CON and UTK

4 Year Graduation Rate

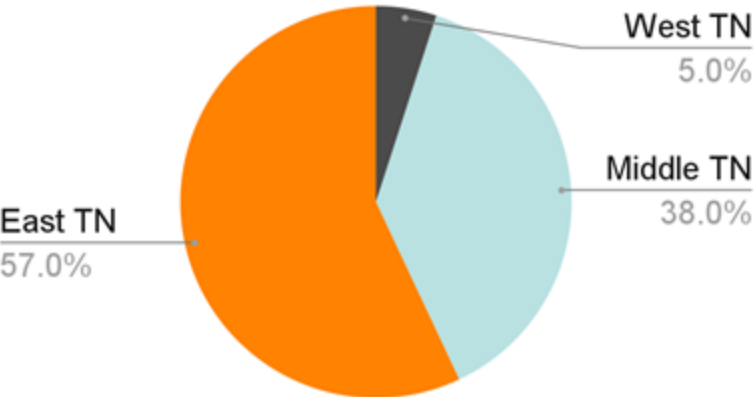


6 Year Graduation Rate

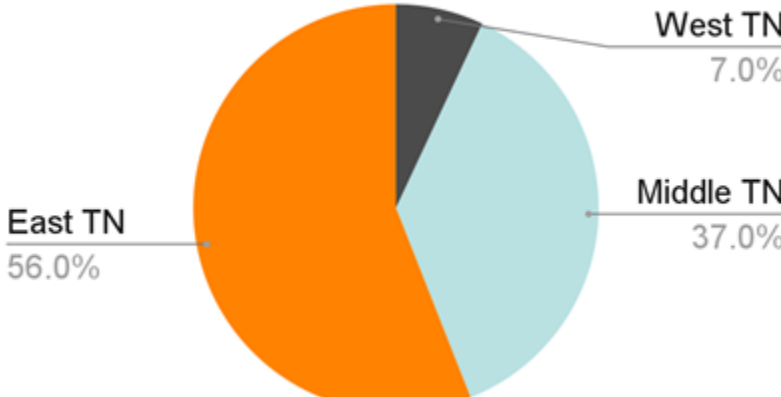


Where Do our Nursing Graduates Go?

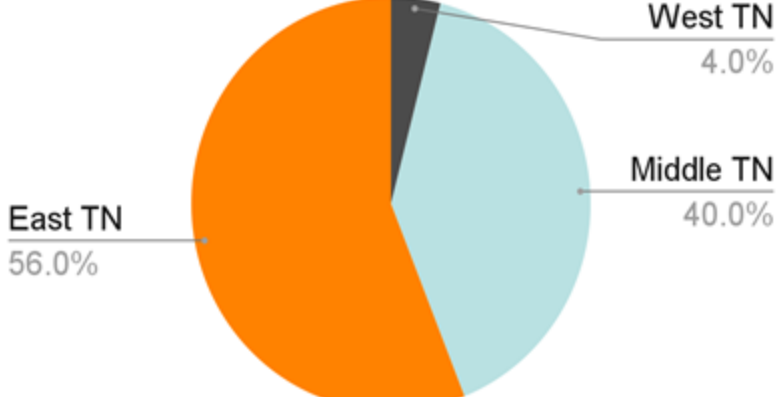
2021-2022
Total Graduates: 239
Reported: 206
Employed in State: 114/55%



2022-2023
Total Graduates: 237
Reported: 222
Employed in State: 150/68%



2023-2024
Total Graduates: 266
Reported: 250
Employed in State: 149/60%



Nursing Workforce

- Challenges

- Aging Population
- Increasing Nurse Retirements
- Expanding RN Roles
 - Community Care
 - Virtual Care & Telehealth
 - Growth of APRN roles
- Education Bottlenecks
- Geographic Inequities
- BLS Predictions
 - RN demand +6% 2023-2033



- Solutions

- Expand Academic-Practice (AP) Partnerships
- Integrate Students into Health Systems
- Shift Employers → Active Workforce Development
- Collaborative Workforce Planning
- Incorporating AI, Virtual Care, Precision Health & Technology into Education
- Rural & Global Health Experience

UTK Nursing Creating the Workforce Pipeline: Academic Practice Partnerships

- UT Medical Center
 - ABSN Scholars
 - BSN Scholars
 - Next Steps, RN2BSN Scholars
- East Tennessee Children's Hospital
 - Pediatric Registered Nurse (PRN) Scholars



Center for Nursing Practice



Vine School Health Center

- Interdisciplinary, nurse-managed health center
- Pediatric and Family Nurse Practitioners, Social Workers, Registered Nurse
- Clinical site for undergraduate and graduate UTK nursing and social students
- Telehealth with 10 Knox County Schools
- More than 5900 visits July 2024-June 2025
- Open House-November 4, 2025, 2:00 pm – 5:00 pm



Precious Prints Project

- Local, Regional, and National Partners- 11 hospital partners and one academic partner
- Over 2400 silver fingerprint charms crafted and delivered to families
- *Sprint for Prints* November 8, 2025- UT Gardens




Global Engagement Initiatives

- Four international trips offered in 2026 (Belize, Peru, and Kenya in January and May)
- New Hawaii Transcultural Immersion Experience- January 2026

Continuing Education

- Pharmacology Update

Research



UTK Nursing Ranks 4th in NIH funding for Public Universities w/o Medical School

| School | SRI** | 2024 NIH | BRIMR*** | USNWR |
|---------------------------------|-------------|------------------|------------------------|------------------------|
| University of Tennessee* | 14.1 | \$661,652 | 64th | 33rd |
| University of South Carolina | 14.4 | \$2.0 MIL | 42 nd | 36 th |
| University of Kentucky | 14.0 | \$2.7 MIL | 34 th | NR |
| University of Texas Austin | 14.0 | \$3.9 MIL | 25 th | 36 th |
| University of Florida | 16.6 | \$4.9 MIL | 22 nd | 47 th |

*Not AHC **Scholarly Research Index (Academic Analytics) *** BlueRidge Institute for Medical Research NIH Funding Rank

Welcome Home Vol Nurses!

A Trip Down Memory Lane

- 2019: Renovation and Expansion Project Announced
- 2021: Early Planning Phases
- 2022: Groundbreaking on New Building
- 2025: Grand Opening

Features:

- Flexible Instructional Space
- Simulation Labs
- State-of-the-art Wet Laboratory
- Dining Facility
- Digital Alumni Display
- Pre-function Event Space



