

2026-2027 AY UTK Fee & Rate Proposals and Draft Budget

UTK Campus Advisory Board
May 12, 2026



THE UNIVERSITY OF
TENNESSEE
KNOXVILLE

Order of Discussion

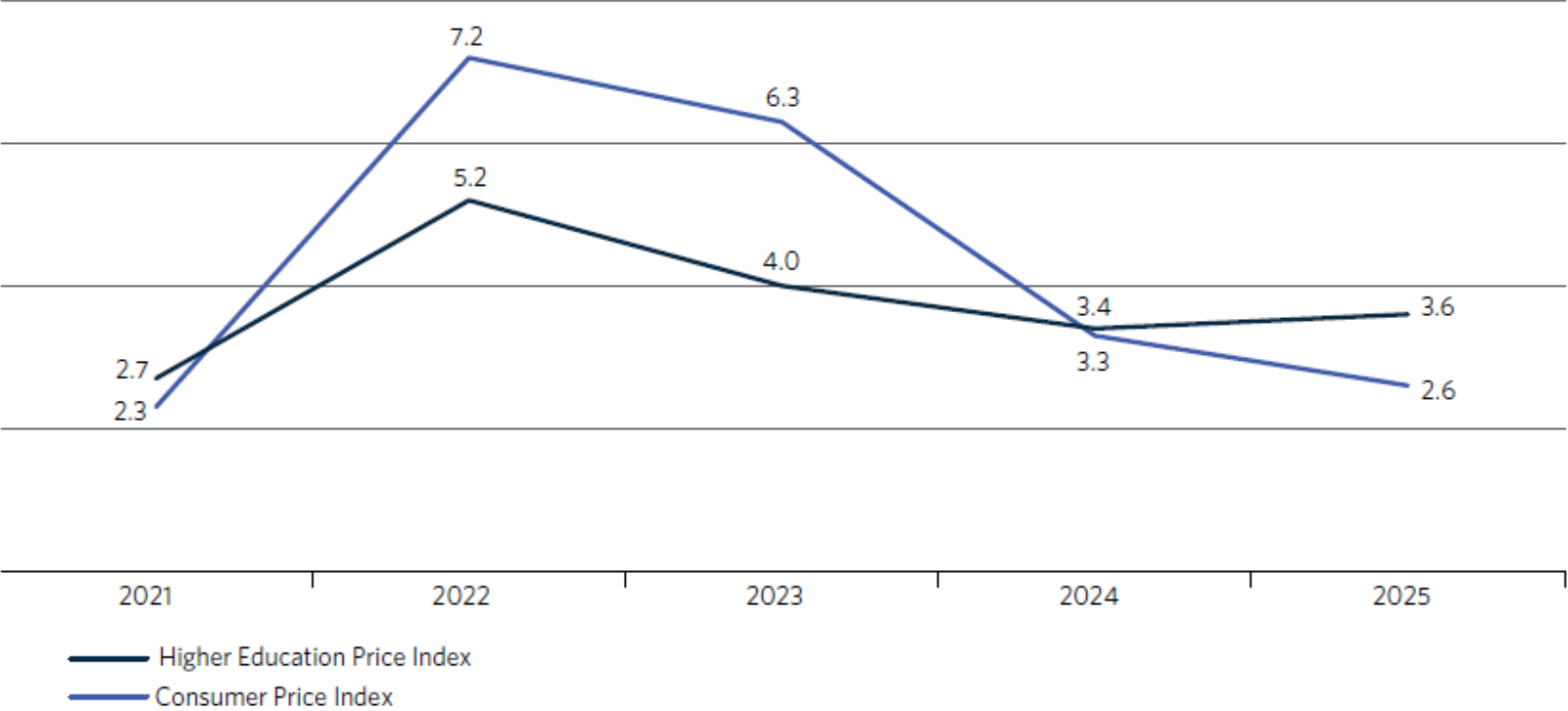
- Stage Setting for Budget Conversation
 - Minimum hiring rate increase
 - Facilities update and fee strategy
- Proposed Tuition & Fees
- Proposed FY26/27 Budget
- Action on Resolution

Factors Influencing UTK's Planning

Higher Education Price Index (HEPI)

THE HIGHER EDUCATION PRICE INDEX VERSUS THE CONSUMER PRICE INDEX

Fiscal years 2021 - 2025 | Numbers in percent



Minimum Rate of Pay

- UTK regular-employee minimum: \$15/hr. (since 2022)
- Proposal: \$18/hr. effective 7/1/2026
- Impacts: 411 regular employees earning < \$18/hr.
- Context: Federal minimum wage \$7.25/hr. (unchanged since 2009)



- Recruitment and retention challenges increase operational strain
- Wage stagnation increases turnover risk in critical frontline roles
- Service quality and student experience are impacted when vacancies persist
- Unmanaged compression growth constrains retention of experienced staff

Minimum rate of pay does not apply to students and temporary employees.

Fiscal Impact of Minimum Rate of Pay Increase


- Overview
 - \$1.08M required to bring all employees to the \$18/hour minimum
 - \$616K–\$3.6M in potential compression adjustments (low–high range)
- Largest Impact Area: Facilities Services
 - 136 employees currently below \$18/hour
 - \$410K to raise all to minimum
 - \$1.04M in compression adjustments
- Other Significantly Affected Units
 - Agricultural Extension
 - Student Life

In addition to salary stabilization, we must stabilize the workforce needed to support a growing campus.

Current Capital Projects



Project Name	Project Start	Project Budget	Construction Start	Completion Date	Status
2nd Creek Repair	9/9/2023	\$ 3,646,000	5/11/2026	10/7/2026	Construction
A&A Cantilevered Offices	2/22/2024	\$ 2,525,000	7/10/2025	3/30/2026	Construction
A&A Deans Suite / Office Renovation	2/23/2024	\$ 2,700,000	8/15/2025	7/15/2026	Construction
1610 University Ave. Building Improvement	3/19/2024	\$ 8,800,000	9/8/2025	3/8/2026	Construction
Art & Architecture / HVAC upgrade	9/13/2023	\$ 1,536,000	8/25/2025	4/1/2026	Construction
Art & Architecture window replacement	7/11/2024	\$ 3,900,000	5/28/2025	12/28/2026	Bidding
Baker School Phase 1	1/19/2024	\$ 4,100,000	9/1/2025	6/24/2026	Construction
Basler Boathouse Office buildout	10/1/2024	\$ 684,000	7/14/2025	3/1/2026	Construction
Chemistry Building (Panhellenic Site)	9/13/2023	\$ 199,000,000	3/1/2025	8/3/2029	Construction
Elevator Upgrades / Dougherty	10/12/2023	\$ 560,000	12/1/2025	2/2/2026	Construction
Elevator Upgrade / McClung	10/12/2023	\$ 2,700,000	3/1/2026	12/15/2026	Construction
Frieson Cultural Center Refresh	3/20/2022	\$ 6,350,000	7/1/2026	3/1/2027	Pending
Food City Center / Wifi Upgrades	5/1/2025	\$ 4,750,000	7/7/2025	2/28/2026	Construction
Dabney-Buehler Chiller Roof	9/13/2024	\$ 363,000	9/22/2025	3/20/2026	Construction
Haslam Field Expansion	11/23/2020	\$ 45,000,000	1/20/2021	5/22/2026	Construction
Haslam New Building / Business Bldg.	1/23/2024	\$ 227,350,000	3/1/2024	11/30/2027	Construction
Hodges Starbucks	TBD	TBD	10/1/2027	8/1/2027	Pending
Intramural Fields Renovation	1/1/2023	\$ 5,000,000	3/1/2025	1/10/2026	Construction
Library Storage Building	4/22/2024	\$ 13,000,000	3/17/2025	4/14/2026	Construction
Lindsey Nelson Baseball Stadium Reno. (BP V)	12/22/2024	\$ 105,600,000	9/18/2023	11/30/2026	Construction
NED Condotel	2/3/2025	\$ 150,000,000	8/31/2026	12/15/2028	Pending
NED Entertainment District	2/3/2025	\$ 80,000,000	7/26/2027	4/28/2028	Pending
NED G10 Garage	2/3/2025	\$ 83,000,000	1/1/2026	10/1/2027	Pending
Neyland Stadium BP 8 & BP 9	2/17/2024	\$ 337,000,000	9/5/2024	8/14/2026	Construction
P3 - Residence Hall / Torchbearer (Lake Loudoun)	5/23/2024	\$ 160,000,000	5/20/2024	8/1/2026	Construction
Presidential Court Building (PCB) Renovation	3/14/2024	\$ 40,500,000	2/15/2026	3/26/2027	Construction
Sherri Parker Lee Softball Renovation	9/10/2023	\$ 11,600,000	1/26/2026	12/1/2026	Construction
Silverstein Luper Demo	6/1/2025	\$ 540,000	4/27/2026	8/1/2026	Construction
Student Success Building / (Melrose Hall DEMO)	11/23/2024	\$ 108,000,000	4/1/2025	8/1/2027	Construction
Student Union East Side Improvements	1/15/2025	\$ 3,500,000	1/15/2026	8/15/2026	Construction
Student Union North Side Plaza	12/1/2025	\$ 1,000,000	5/15/2026	10/5/2026	Construction
Vol Hall Fire Safety Upgrades	10/15/2023	\$ 3,675,000	2/1/2025	10/31/2026	Construction
Walters Academic Bldg. Reno. Phase 4 / Roof	2/8/2024	\$ 322,000	5/15/2026	8/1/2026	Construction
Warehouse Demolition (Fleming) & Parking Lot	11/14/2024	\$ 3,802,000	11/10/2025	6/10/2026	Construction
Window Replacement & Masonry Repairs	1/14/2021	\$ 6,117,000	5/1/2026	11/15/2026	Construction
Window Replacement / Vet Med	9/24/2022	\$ 3,610,000	5/15/2026	12/1/2026	Construction
		\$ 1,630,230,000			



Future Capital Projects



Project Name	Project Budget
Multipurpose Classroom & Civics Education Building	\$ 232,000,000
CCI Renovation & New Building	\$ 83,250,000
Allied Health (Jessie Harris Replacement)	\$ 285,000,000
Research Park Building #5	\$ 186,000,000
UTIA CVM Small Animal Expansion	\$ 60,000,000
University Commons Buildout	\$ 9,200,000
Cherokee Mills Upgrade	\$ 7,735,000
Fleet Management Bldgs. Renovation	\$ 4,630,000
Regal Soccer Stadium Improvements (Offices)	\$ 3,000,000
Lake Loudon Pedestrian Bridge	\$ 2,400,000
Campus Ice Storage System	\$ 1,980,000
Concord / Research -Storage building	\$ 1,500,000
Athletics Equipment Storage building	\$ 430,000
P3- Carrick and Reese Renovation	TBD
P3 Childcare Center	TBD
Steam Plant equipment shed replacement	TBD
Student Union Phase II	TBD
	\$ 877,125,000

Tuition & Fees

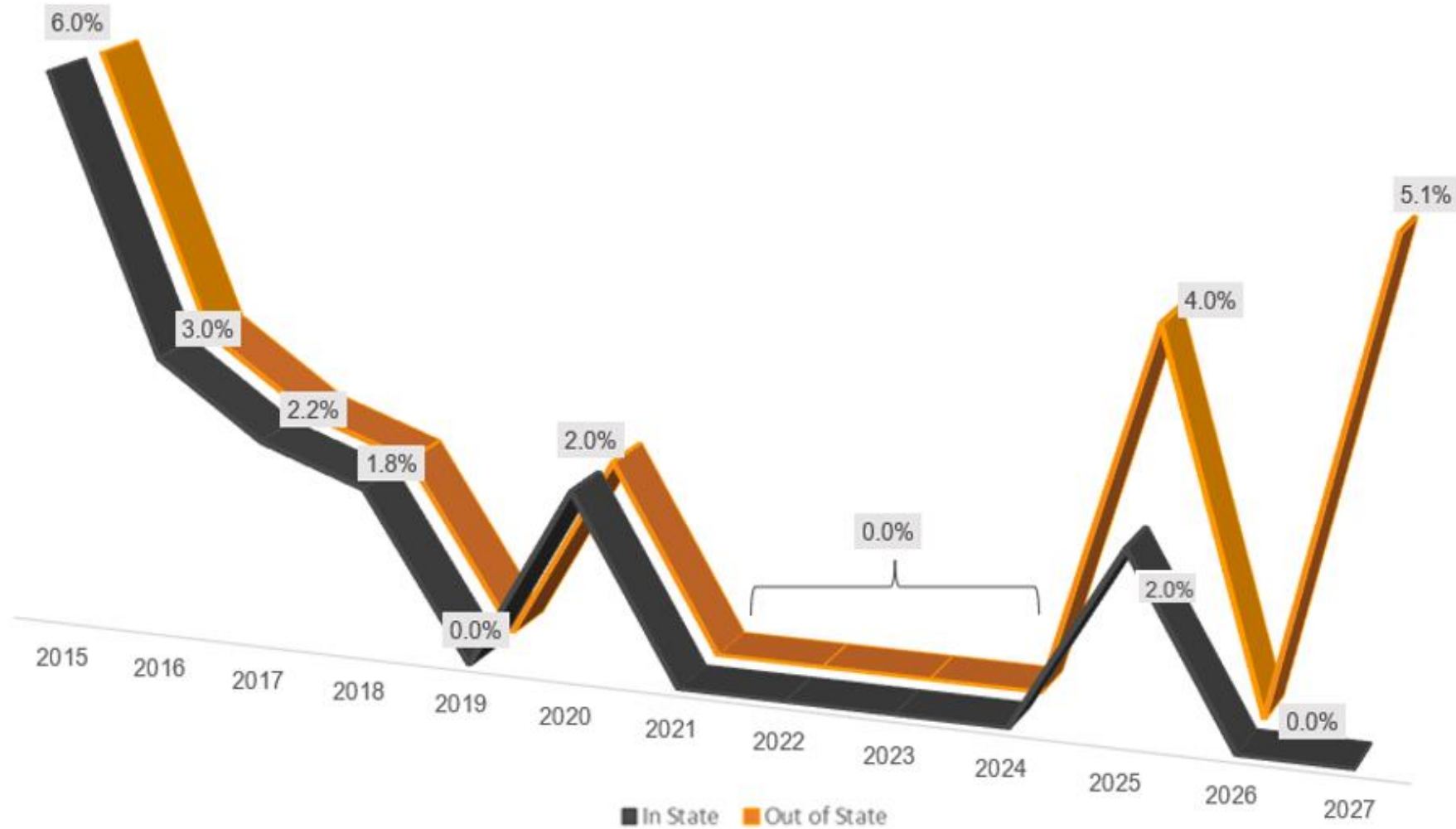
Tuition and Fee Setting Principles

- Increases should be carefully considered and justified by actual cost increases and needed campus investment
- **Instate** tuition and fees should be managed to ensure **affordability**
- **Out-of-state** tuition and fees should be **competitive** with peers

Summary of Proposed Tuition and Fees

- 0% tuition increase for instate and 5.1% out-of-state students
- Minimal fee increases (student program & services, facilities, transportation, housing, and dining)
- Increase in differential tuition for Tickle College of Engineering and a new differential tuition rate for College of Arts & Sciences (Natural Sciences Division)
- Increasing three (3) professional & executive program fees

Trend of Tuition Increases



Proposed Tuition and Fees

Level	In-State:	% Change	Out-of-State	% Change
Undergraduate Tuition	\$11,560	0%	\$31,672	5.10%
Undergraduate Tuition & Fees	\$14,024	1.10%	\$34,478	5.10%
Graduate Tuition	\$11,468	0%	\$29,656	0%
Graduate Tuition & Fees	\$13,932	1.10%	\$32,462	0.50%
College of Law Tuition	\$16,696	0%	\$35,140	0.70%
College of Law Tuition & Fees	\$20,710	0.70%	\$39,496	0.40%
UT Space Institute Tuition	\$11,468	0%	\$29,656	0%
UT Space Institute Tuition & Fees	\$11,648	0%	\$29,836	0%
College of Veterinary Medicine Tuition	\$28,616	0%	\$55,652	0%
College of Veterinary Medicine Tuition & Fees	\$30,990	0.50%	\$58,368	0.30%

Proposed Mandatory Fees

	Current FY 2026	Proposed FY 2027	\$ Change	% Change	Projected Revenue
Student Program & Services 1971/2020	\$ 1,038	\$ 1,138	\$ 100	9.6%	\$ 3,879,590
Technology 1998/2025	\$ 300	\$ 300	\$ -	0.0%	
Facilities* 2001/2026	\$ 630	\$ 648	\$ 18	2.9%	\$ 1,059,207
Transportation 2004/2026	\$ 258	\$ 288	\$ 30	11.6%	\$ 1,204,766
Library 2013/2026	\$ 90	\$ 90	\$ -	0.0%	
Total	\$ 2,316	\$ 2,464	\$ 148	6.4%	\$ 6,143,563
Online Fee 2019/2025	\$ 100	\$ 100	\$ -	0.0%	
<i>* out-of-state is \$990 annually</i>					
<i>Dates: (date implemented / last increase)</i>					
Meal Plans will increase an average of 6.5%					
Housing rates will increase an average of 6.2%					

Proposed Differential Tuition & Program Fees

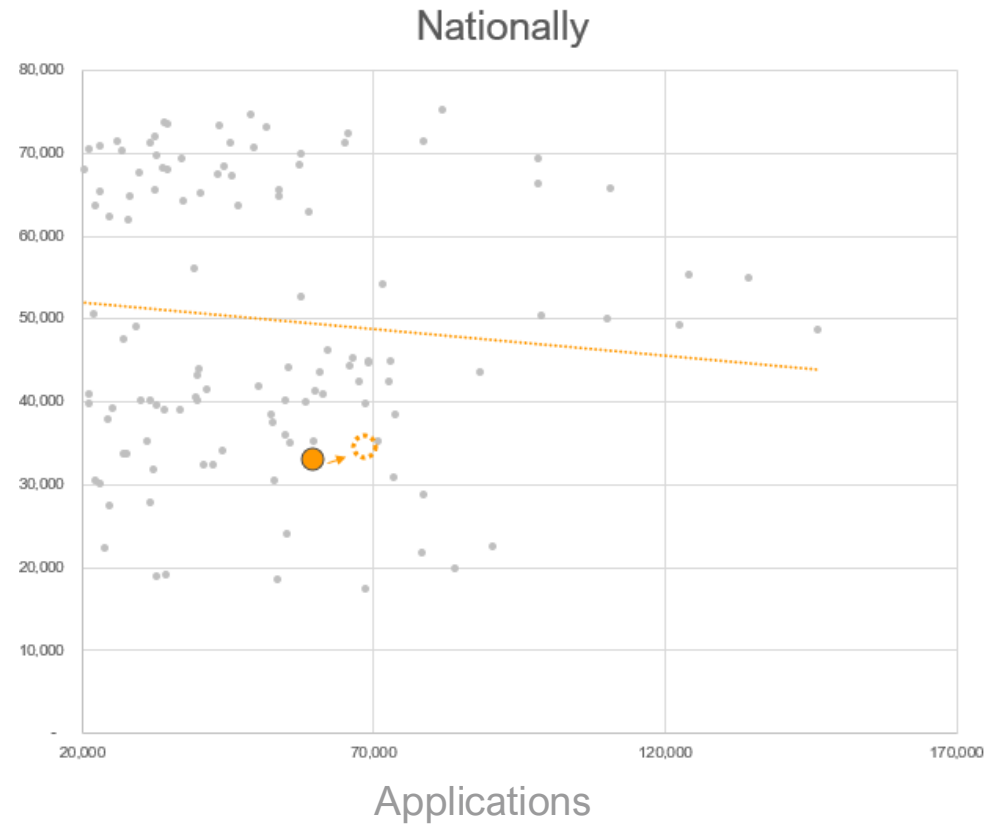
	Current FY 2026	Proposed FY 2027	\$ Change	% Change	Projected Revenue
Differential Tuition:					
Tickle College of Engineering	\$ 117	\$ 252	\$ 135	115.4%	\$ 15,949,845
College of Nursing (UG courses)	\$ 250	\$ 250	\$ -	0.0%	
Haslam College of Business (UG courses)	\$ 103	\$ 103	\$ -	0.0%	
College of Architecture & Design	\$ 113	\$ 113	\$ -	0.0%	
College of Arts & Sciences (Natural Sciences Division)	\$ -	\$ 175	\$ 175	NEW	\$ 18,622,625
<i>DT assessed per SCH. Rate increases with maintenance fee increases and is rounded to whole dollar values for our billing system.</i>					
Program Fees:					
Executive MBA Health Care Leadership *	\$ 70,000	\$ 74,000	\$ 4,000	5.7%	\$ 80,000
Master of Science in Business Analytics †	\$ 6,000	\$ 6,012	\$ 12	0.2%	\$ 444
Master of Science in Management and Human Resource Management †	\$ 4,500	\$ 5,250	\$ 750	16.7%	\$ 45,000
<i>* Inclusive of applicable tuition and mandatory fees at current approved rates.</i>					
<i>† In addition to applicable tuition and mandatory fees at current approved rates.</i>					

Proposed Other Fees

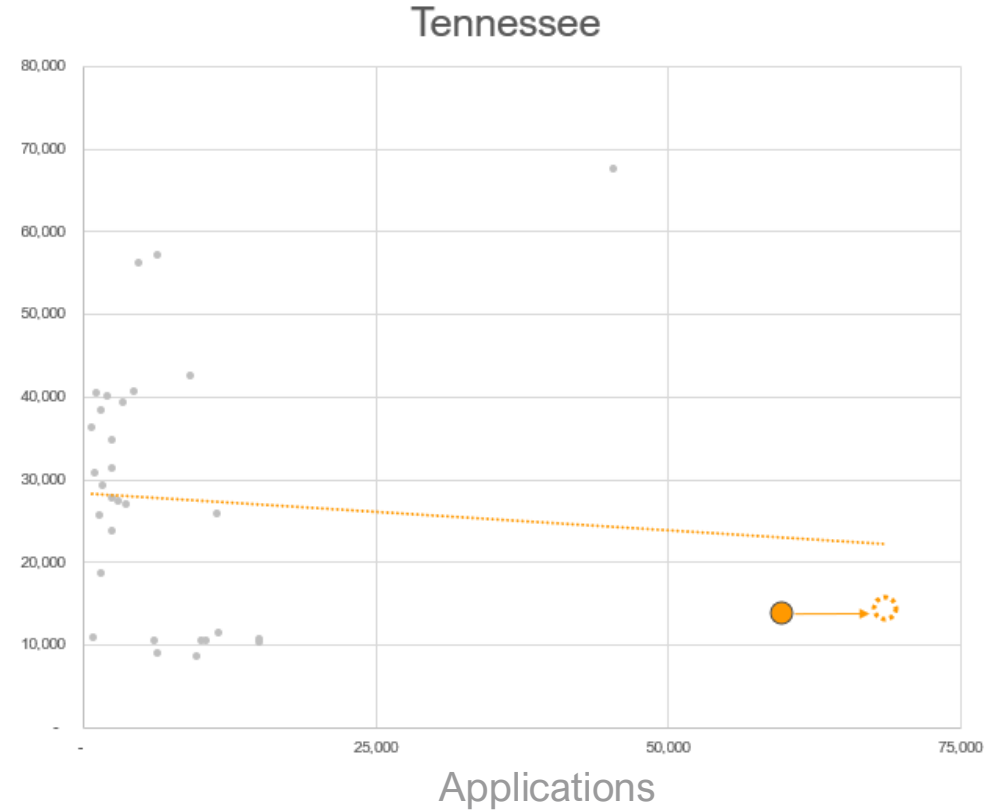
	Current	Proposed	\$ Change	% Change	Projected
Other Fees:					
Total Access (Flat Rate Material Course Fee)	\$ 299	\$ 329	\$ 30	10.0%	\$ 900,000
Student Late Payment Fee	\$ 45	1.5% balance	Various	Various	\$ 500,000
New Vol Experience Fee (Orientation Fee)	\$ 240	\$ 400	\$ 160	66.7%	\$ 1,600,000
Faculty & Staff Parking:					\$ (66,804)
Tier 1	\$ 252	\$ 260	\$ 8	3.2%	
Tier 1 Gated	\$ -	\$ 440	\$ 440	New	
Tier 2	\$ 378	\$ 397	\$ 19	5.0%	
Tier 2 Gated	\$ -	\$ 577	\$ 577	New	
Tier 3	\$ 441	\$ 463	\$ 22	5.0%	
Tier 3 Gated	\$ -	\$ 643	\$ 643	New	
Tier 4	\$ 630	\$ 662	\$ 32	5.1%	
Tier 4 Gated	\$ -	\$ 842	\$ 842	New	
Gated Restricted Access	\$ 714	\$ -	\$ (714)	Remove	
Reserved Staff Area	\$ 1,560	\$ 1,650	\$ 90	5.8%	

As a result, we expect UTK to remain among the most in-demand and affordable universities in the nation and state

Tuition & Fees¹



Tuition & Fees²



FY27 Budget

Preliminary Budget Summary

Funds	FY25 Actual	FY26 Budget	FY27 Budget	\$ Change	% Change
E&G	\$ 1,454,733,057	\$ 1,521,964,185	\$ 1,647,536,033	\$ 125,571,848	8.3%
Auxiliaries	\$ 430,626,318	\$ 396,949,421	\$ 438,503,320	\$ 41,553,899	10.5%
Restricted	\$ 502,396,406	\$ 422,543,615	\$ 444,841,142	\$ 22,297,527	5.3%
Total	\$ 2,387,755,781	\$ 2,341,457,221	\$ 2,530,880,495		

Consolidated UTK, UTIA, UTSI.

Preliminary Unrestricted E&G Revenue Summary

Revenue Source	FY25 Actual	FY26 Budget	FY27 Budget	Change	% Change
Tuition & Fees	\$ 812,847,744	\$ 874,593,475	\$ 970,827,357	\$ 96,233,882	11.0%
Appropriations	\$ 492,788,922	\$ 523,146,822	\$ 550,922,322	\$ 27,775,500	5.3%
Other Revenue	\$ 149,096,391	\$ 124,223,888	\$ 125,786,354	\$ 1,562,466	1.3%
Total	\$ 1,454,733,057	\$ 1,521,964,185	\$ 1,647,536,033		
<i>(Appropriations includes federal appropriations for UTIA)</i>					

Enrollment Metrics	FY26 Budget	FY27 Proposed
FTFTF	6,900	7,100
Undergraduate	31,783	33,335
Graduate	7,643	6,636
Law	417	421
Vet Med	432	425
Total UTK Enrollment	40,275	40,817

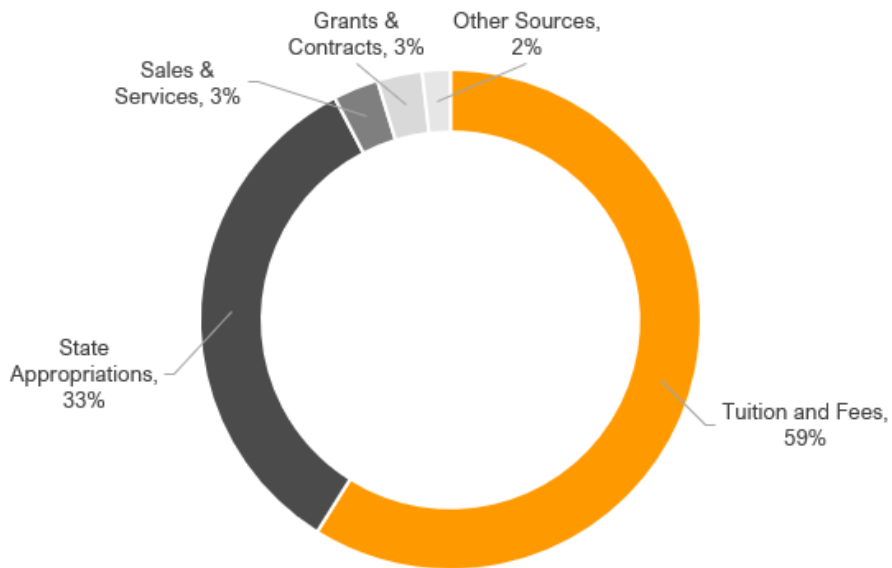
Consolidated UTK, UTIA, UTSI.

Appropriations includes federal appropriations for UTIA.

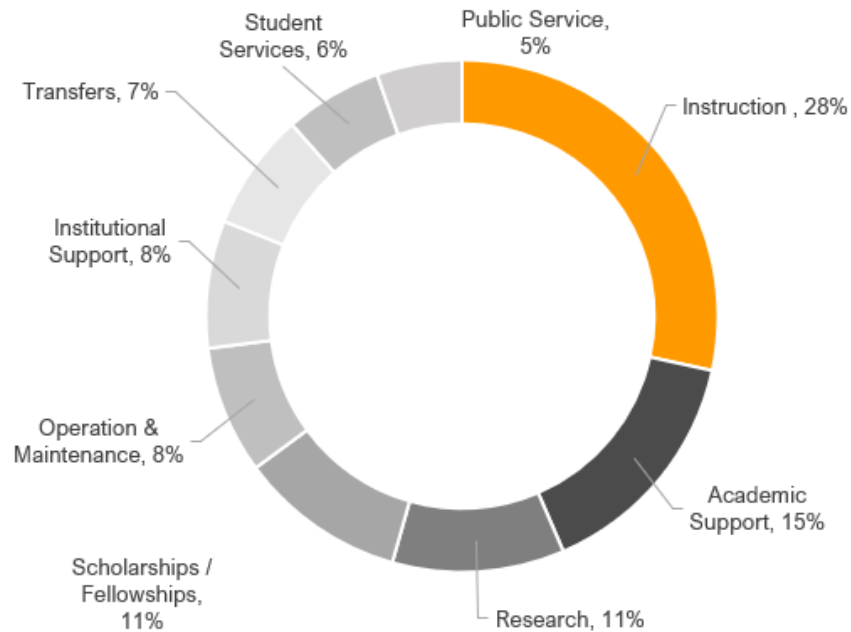
Enrollment metrics represent budgeted figures for FY26 & FY27

The UTK E&G Operating Dollar is focused on Academics

Revenue as % of Total, \$MM



Expense as % of Total, \$MM

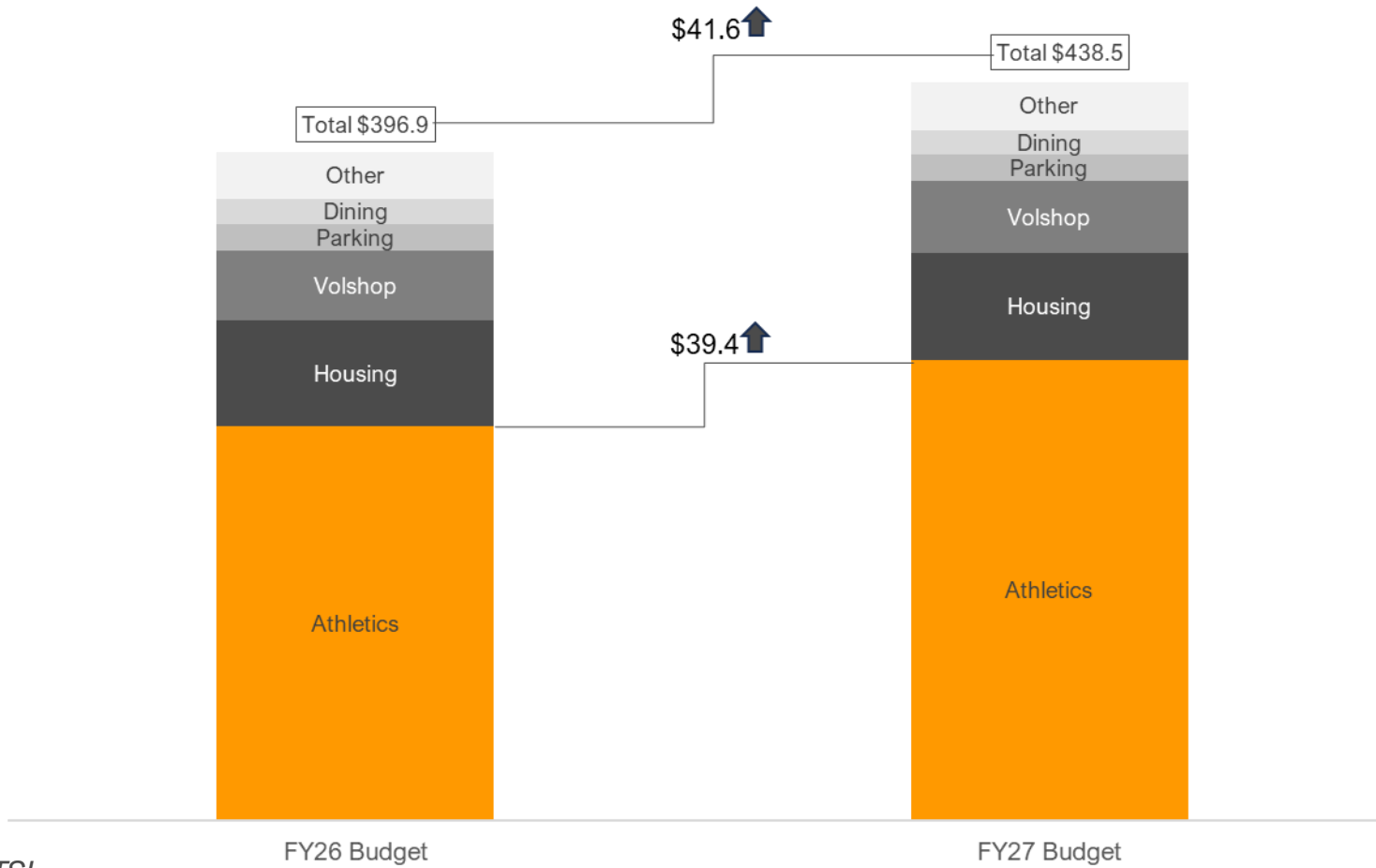


- ~\$1.65B FY27 unrestricted operating budget

Revenue driven by net tuition & fees and state appropriations

Most of our financial resources spent directly on academic purposes and infrastructure to support students and faculty

Preliminary Auxiliary Budget Summary (\$MM)



Consolidated UTK, UTIA, UTSI.

In Conclusion:

Additional Questions?

Advisory Board action on Resolution for Operating Budget, including Tuition and Fee proposals



THE UNIVERSITY OF
TENNESSEE
KNOXVILLE