

State Appropriation Formula Review

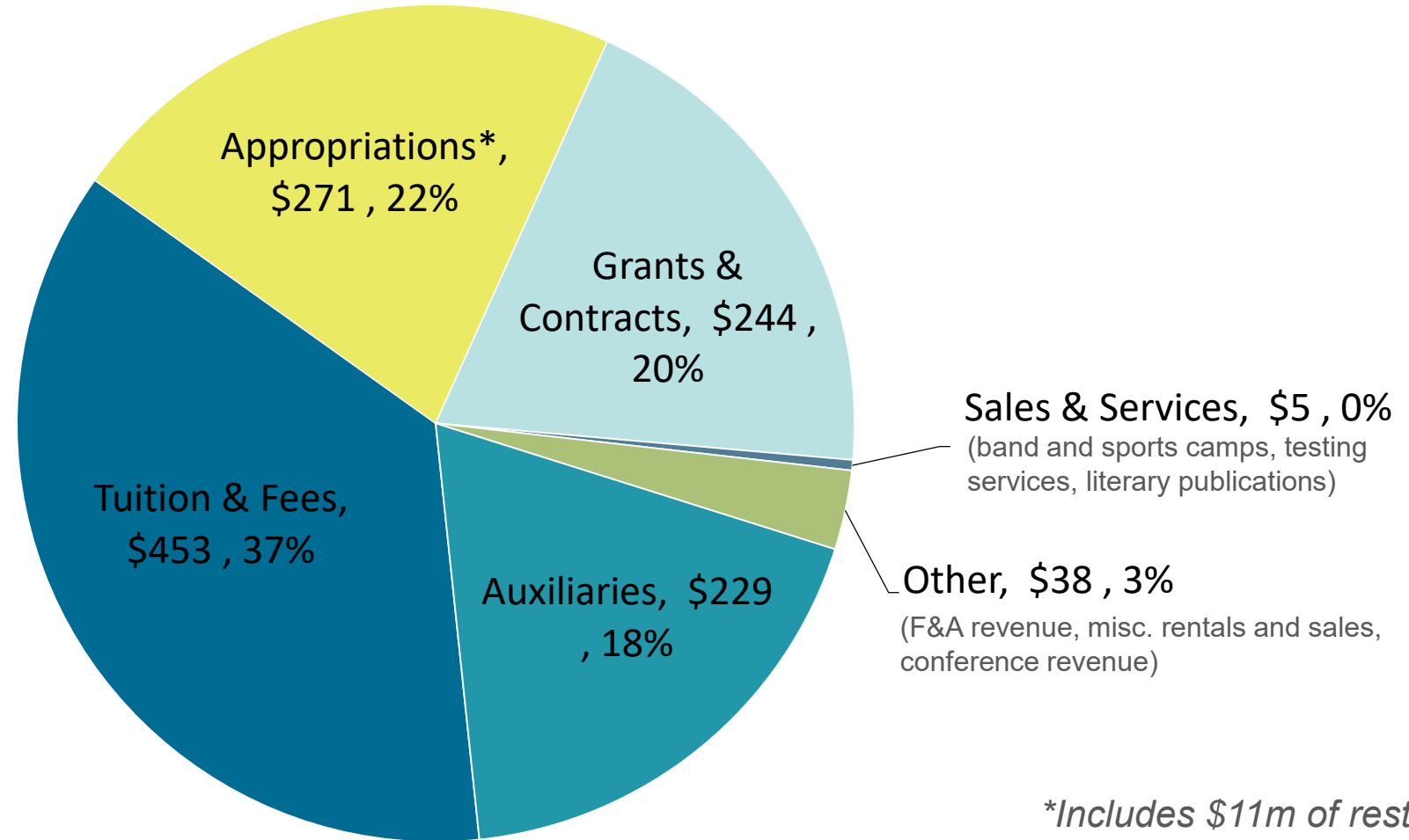
Campus Advisory Board
November 20, 2020



THE UNIVERSITY OF
TENNESSEE
KNOXVILLE

FY 2021 Total Budgeted Revenue

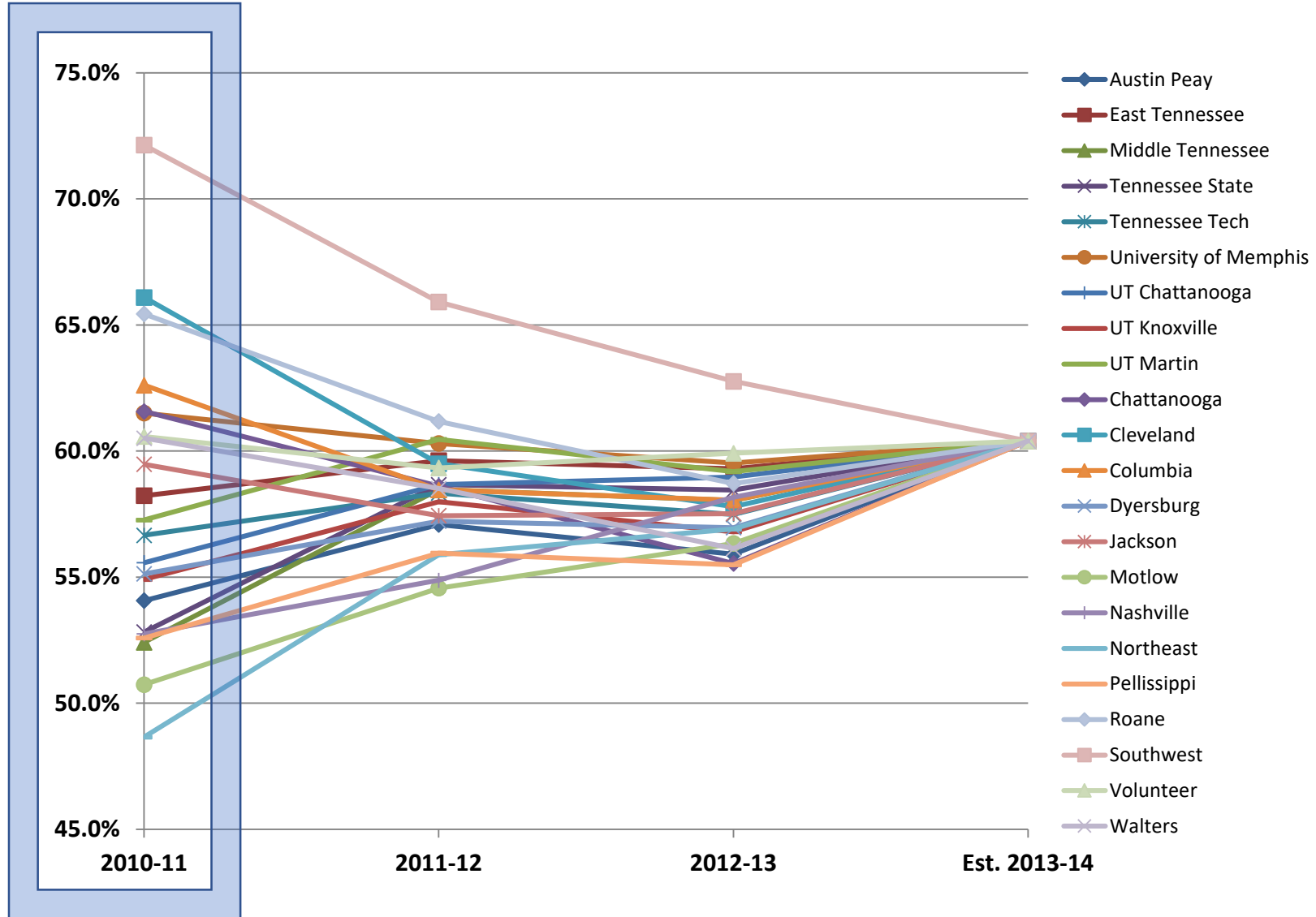
(shown in millions and percent of total)



Total: \$1.24 billion

**Includes \$11m of restricted and one-time appropriations*

Percent Funding Prior to Outcomes-based Formula



Formula Funding

- Prior to 2010, the state's higher education funding was based on enrollment
- In 2010, the Complete College TN Act mandated new formula
- THEC convened Formula Review Committee
- New formula was created based on core outcomes

Formula Outcomes and Current Weights

University of Tennessee Knoxville

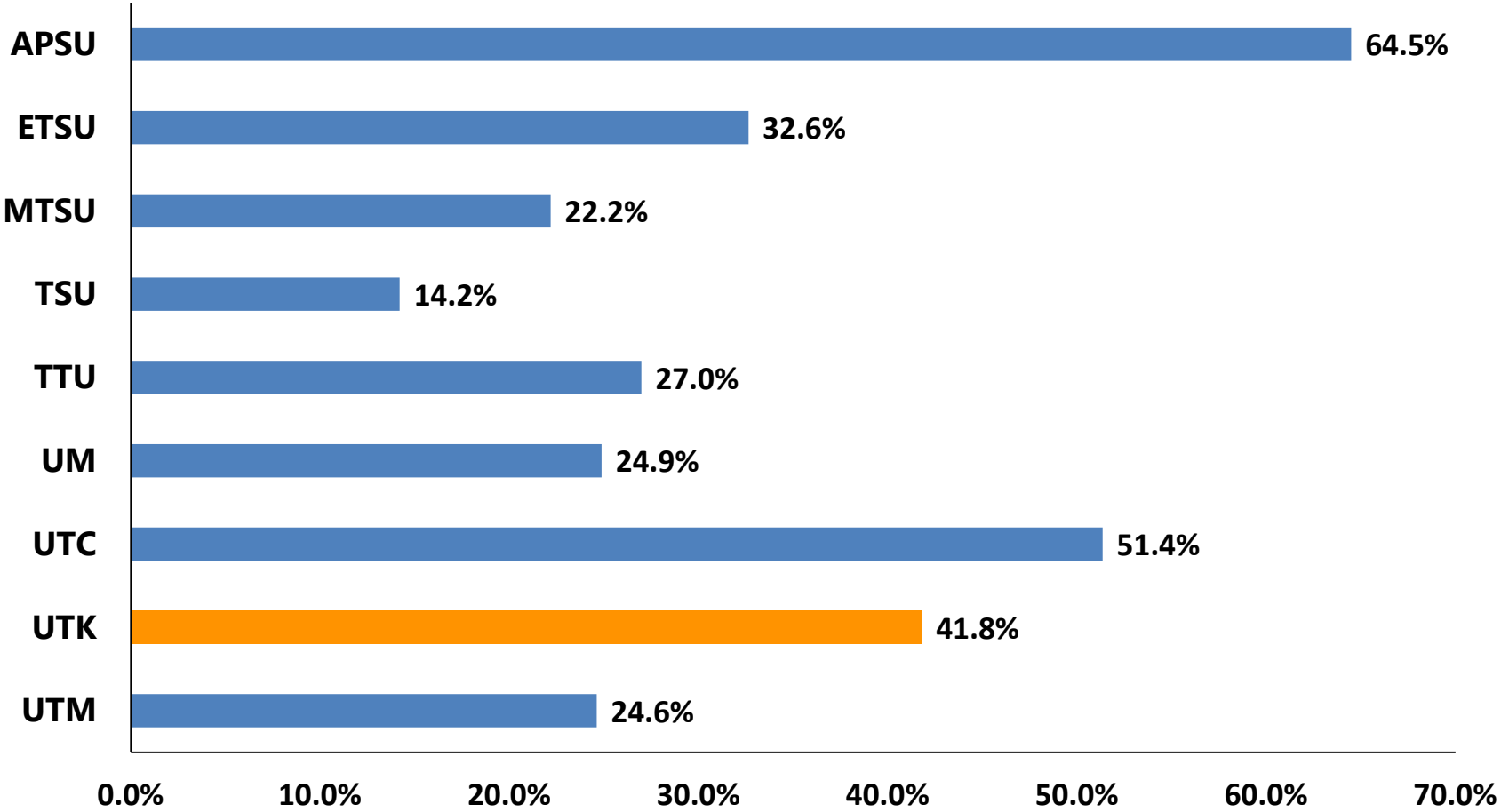
Outcome	Weight
Retention	12.5%
No. of degrees awarded	42.5%
Research and Service	12.5%
Degrees per 100 FTE	17.5%
Six-year Graduation Rate	15%

Outcomes-Based Formula Data

University of Tennessee Knoxville

	Retention (12.5%)			Degrees Awarded (42.5%)				Rsrch, Srvc & Spnsrd Prog (12.5%)	Degrees per FTE (17.5%)	Grad Rate (15%)
	30 CH	60 CH	90 CH	Rvrs Artic Assoc	Bach	Masters/ Ed Spec	Doctoral			
2018-19	4,470	4,644	4,877	91	4,919	1,496	580		23.3	82.7%
2017-18	4,581	4,761	4,699	102	4,723	1,553	594	\$ 216,215,875	22.9	82.2%
2016-17	4,156	4,442	4,512	91	4,652	1,545	562	\$ 207,218,245	22.8	79.7%
2015-16	4,146	4,245	4,407	130	4,504	1,473	593	\$ 194,342,555	22.6	80.0%
2014-15								\$ 171,511,653		

Cumulative Change in Appropriations At Universities Since 2010-11



Source: THEC

UTK Base State Appropriations *(in millions)*

